






























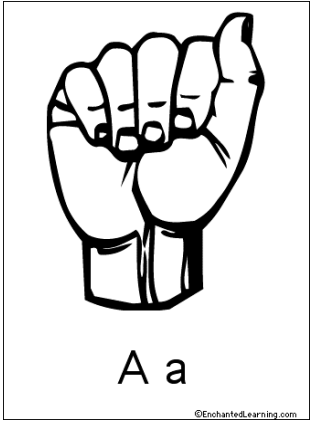





**NAME:** \_\_\_\_\_

## THE BRAILLE ALPHABET










**NAME:** \_\_\_\_\_

Directions: Color the dots needed in each cell to create the letter in the center.

<p>Cell 1</p> 	   <p>A a</p> <small>©EnchantedLearning.com</small>	<p>Cell 4</p> 
<p>Cell 2</p> 		<p>Cell 5</p> 
<p>Cell 3</p> 		<p>Cell 6</p> 








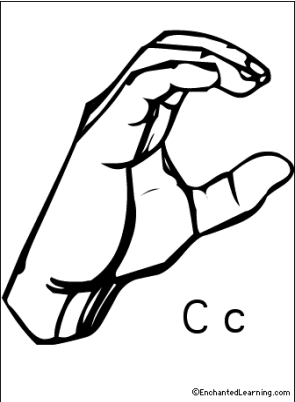

**NAME:** \_\_\_\_\_

Directions: Color the dots needed in each cell to create the letter in the center.

<p>Cell 1</p> 	   <p>B b <small>©EnchantedLearning.com</small></p>	<p>Cell 4</p> 
<p>Cell 2</p> 		<p>Cell 5</p> 
<p>Cell 3</p> 		<p>Cell 6</p> 










**NAME:** \_\_\_\_\_

Directions: Color the dots needed in each cell to create the letter in the center.

<p>Cell 1</p> 		<p>Cell 4</p> 
<p>Cell 2</p> 		<p>Cell 5</p> 
<p>Cell 3</p> 	 <p>C c</p> <p><small>©EnchantedLearning.com</small></p>	<p>Cell 6</p> 










**NAME:** \_\_\_\_\_

Directions: Color the dots needed in each cell to create the letter in the center.

<p>Cell 1</p> 	  	<p>Cell 4</p> 
<p>Cell 2</p> 		<p>Cell 5</p> 
<p>Cell 3</p> 		<p>Cell 6</p> 




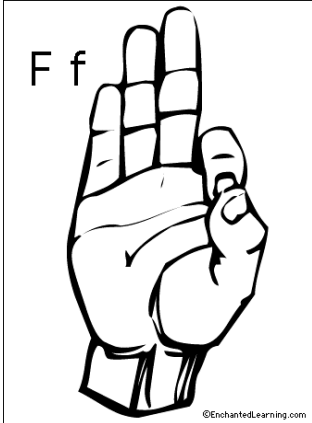





**NAME:** \_\_\_\_\_

Directions: Color the dots needed in each cell to create the letter in the center.

<p>Cell 1</p> 	   <p>E e</p> <small>©EnchantedLearning.com</small>	<p>Cell 4</p> 
<p>Cell 2</p> 		<p>Cell 5</p> 
<p>Cell 3</p> 		<p>Cell 6</p> 










**NAME:** \_\_\_\_\_

Directions: Color the dots needed in each cell to create the letter in the center.

<p>Cell 1</p> 	   <p>F f</p> <p><small>©EnchantedLearning.com</small></p>	<p>Cell 4</p> 
<p>Cell 2</p> 		<p>Cell 5</p> 
<p>Cell 3</p> 		<p>Cell 6</p> 

**NAME:** \_\_\_\_\_










Directions: Color the dots needed in each cell to create the letter in the center.

<p>Cell 1</p> 	   <p>G g</p> <small>©EnchantedLearning.com</small>	<p>Cell 4</p> 
<p>Cell 2</p> 		<p>Cell 5</p> 
<p>Cell 3</p> 		<p>Cell 6</p> 












**NAME:** \_\_\_\_\_

Directions: Color the dots needed in each cell to create the letter in the center.

<p>Cell 1</p> 	   <p>H h</p> <small>©EnchantedLearning.com</small>	<p>Cell 4</p> 
<p>Cell 2</p> 		<p>Cell 5</p> 
<p>Cell 3</p> 		<p>Cell 6</p> 




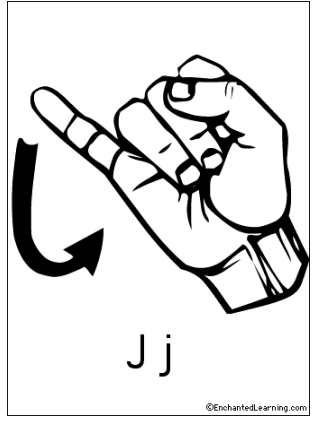





**NAME:** \_\_\_\_\_

Directions: Color the dots needed in each cell to create the letter in the center.

<p>Cell 1</p> 	   <p>©EnhancedLearning.com</p>	<p>Cell 4</p> 
<p>Cell 2</p> 		<p>Cell 5</p> 
<p>Cell 3</p> 		<p>Cell 6</p> 










**NAME:** \_\_\_\_\_

Directions: Color the dots needed in each cell to create the letter in the center.

<p>Cell 1</p> 	  	<p>Cell 4</p> 
<p>Cell 2</p> 		<p>Cell 5</p> 
<p>Cell 3</p> 		<p>Cell 6</p> 










**NAME:** \_\_\_\_\_

Directions: Color the dots needed in each cell to create the letter in the center.

<p>Cell 1</p> 	   <p>©EnchantedLearning.com</p>	<p>Cell 4</p> 
<p>Cell 2</p> 		<p>Cell 5</p> 
<p>Cell 3</p> 		<p>Cell 6</p> 










**NAME:** \_\_\_\_\_

Directions: Color the dots needed in each cell to create the letter in the center.

<p>Cell 1</p> 		<p>Cell 4</p> 
<p>Cell 2</p> 		<p>Cell 5</p> 
<p>Cell 3</p> 	 <p>©EnchantedLearning.com</p>	<p>Cell 6</p> 






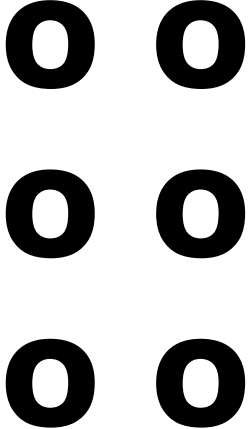

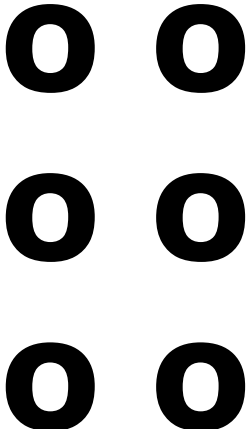
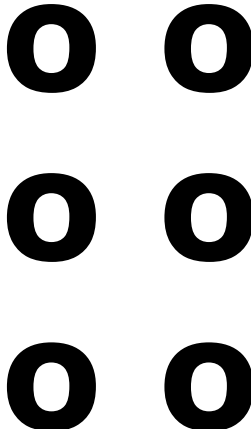
**NAME:** \_\_\_\_\_

Directions: Color the dots needed in each cell to create the letter in the center.

<p>Cell 1</p> 	   <p>M m</p> <small>©EnchantedLearning.com</small>	<p>Cell 4</p> 
<p>Cell 2</p> 		<p>Cell 5</p> 
<p>Cell 3</p> 		<p>Cell 6</p> 




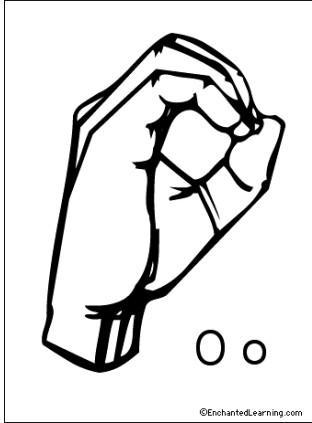





**NAME:** \_\_\_\_\_

Directions: Color the dots needed in each cell to create the letter in the center.

<p>Cell 1</p> 	   <p>N n</p> <p><small>©EnchantedLearning.com</small></p>	<p>Cell 4</p> 
<p>Cell 2</p> 		<p>Cell 5</p> 
<p>Cell 3</p> 		<p>Cell 6</p> 

**NAME:** \_\_\_\_\_




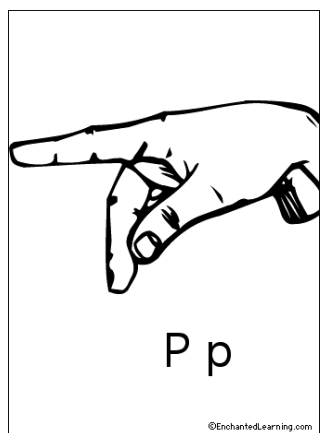
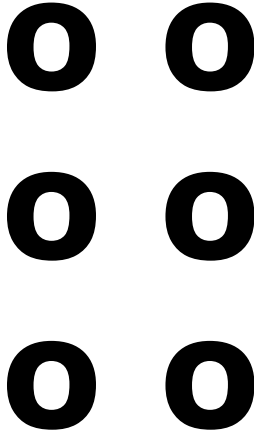


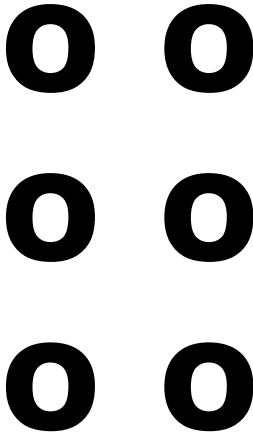

Directions: Color the dots needed in each cell to create the letter in the center.

<p>Cell 1</p> 	   <small>©EnchantedLearning.com</small>	<p>Cell 4</p> 
<p>Cell 2</p> 		<p>Cell 5</p> 
<p>Cell 3</p> 		<p>Cell 6</p> 












**NAME:** \_\_\_\_\_

Directions: Color the dots needed in each cell to create the letter in the center.

<p>Cell 1</p> 	   <p>P p</p> <p><small>©EnchantedLearning.com</small></p>	<p>Cell 4</p> 
<p>Cell 2</p> 		<p>Cell 5</p> 
<p>Cell 3</p> 		<p>Cell 6</p> 




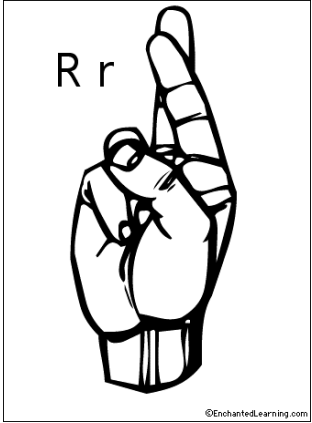





**NAME:** \_\_\_\_\_

Directions: Color the dots needed in each cell to create the letter in the center.

<p>Cell 1</p> 	   <p>Q q</p> <p><small>©EnchantedLearning.com</small></p>	<p>Cell 4</p> 
<p>Cell 2</p> 		<p>Cell 5</p> 
<p>Cell 3</p> 		<p>Cell 6</p> 

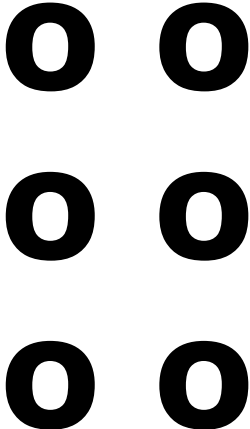



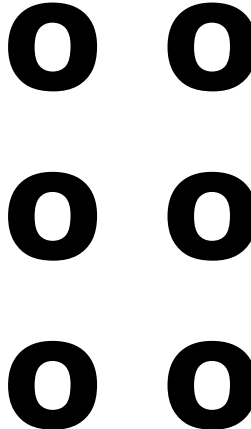
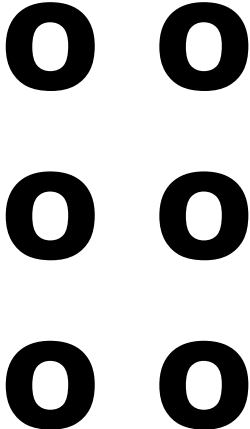
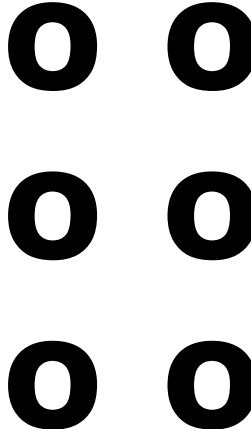
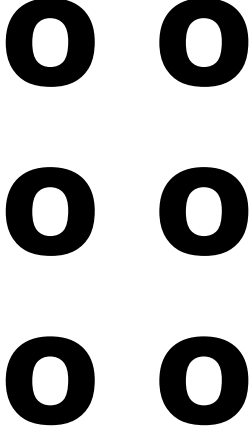

**NAME:** \_\_\_\_\_

Directions: Color the dots needed in each cell to create the letter in the center.

<p>Cell 1</p> 	   <p>©EnchantedLearning.com</p>	<p>Cell 4</p> 
<p>Cell 2</p> 		<p>Cell 5</p> 
<p>Cell 3</p> 		<p>Cell 6</p> 

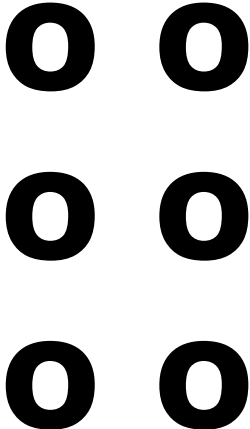




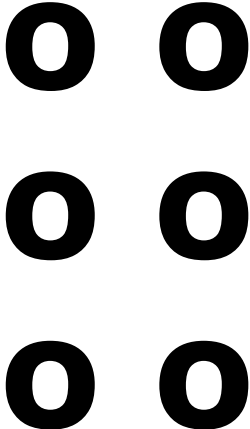

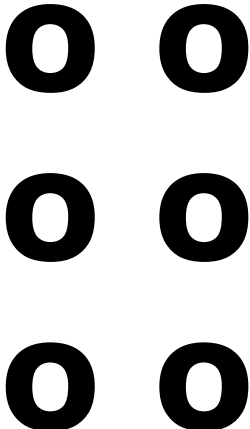

**NAME:** \_\_\_\_\_

Directions: Color the dots needed in each cell to create the letter in the center.

<p>Cell 1</p> 	   <p>S s</p> <p><small>©EnchantedLearning.com</small></p>	<p>Cell 4</p> 
<p>Cell 2</p> 		<p>Cell 5</p> 
<p>Cell 3</p> 		<p>Cell 6</p> 

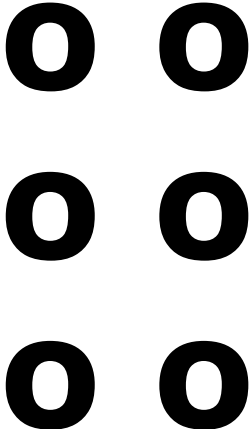

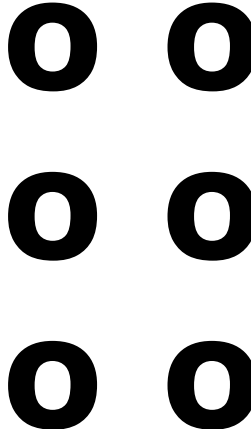
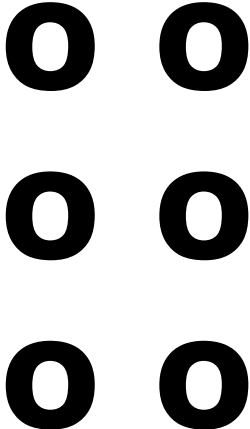

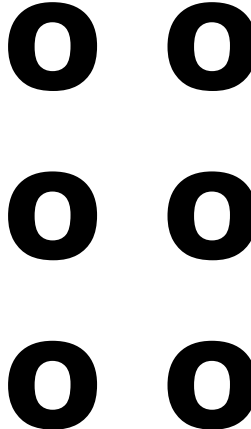
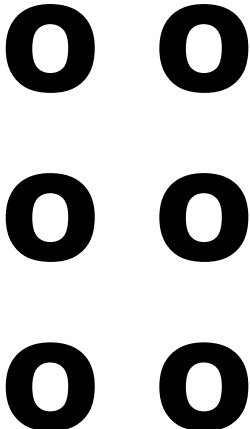


**NAME:** \_\_\_\_\_

Directions: Color the dots needed in each cell to create the letter in the center.

<p>Cell 1</p> 	   <p>T t</p> <p><small>©EnchantedLearning.com</small></p>	<p>Cell 4</p> 
<p>Cell 2</p> 		<p>Cell 5</p> 
<p>Cell 3</p> 		<p>Cell 6</p> 

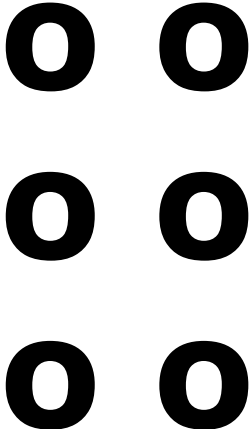



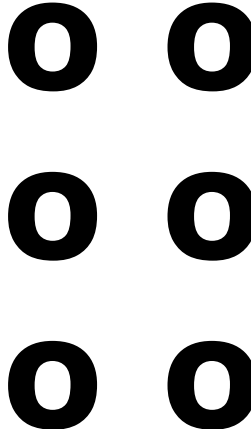
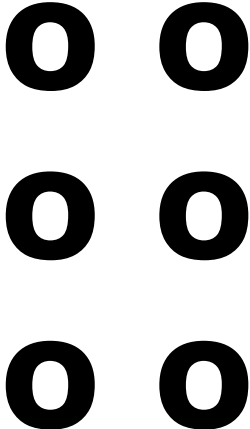
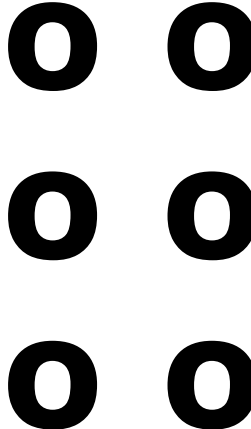
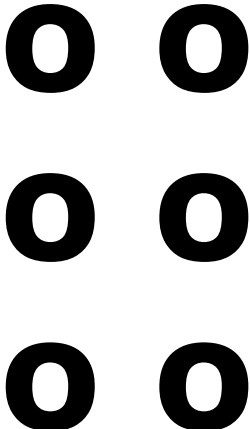

**NAME:** \_\_\_\_\_

Directions: Color the dots needed in each cell to create the letter in the center.

<p>Cell 1</p> 		<p>Cell 4</p> 
<p>Cell 2</p> 		<p>Cell 5</p> 
<p>Cell 3</p> 	 <p>U u</p> <p><small>©EnchantedLearning.com</small></p>	<p>Cell 6</p> 

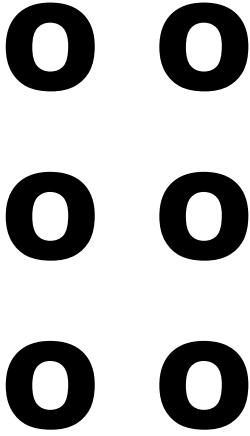




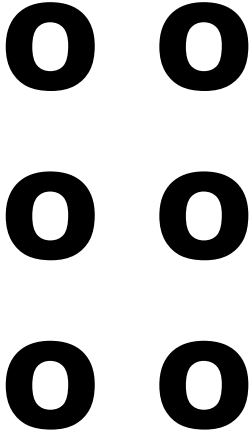



**NAME:** \_\_\_\_\_

Directions: Color the dots needed in each cell to create the letter in the center.

<p>Cell 1</p> 	  	<p>Cell 4</p> 
<p>Cell 2</p> 		<p>Cell 5</p> 
<p>Cell 3</p> 		<p>Cell 6</p> 

**NAME:** \_\_\_\_\_

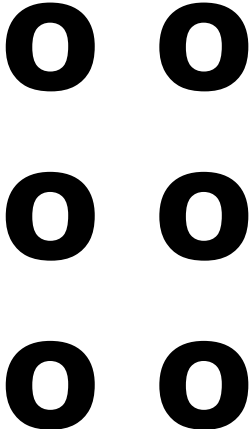



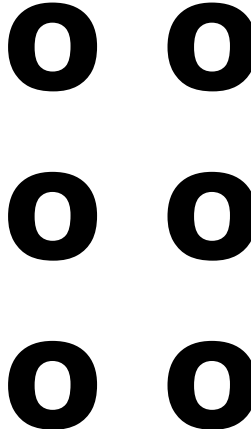
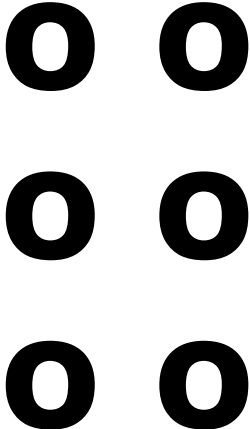
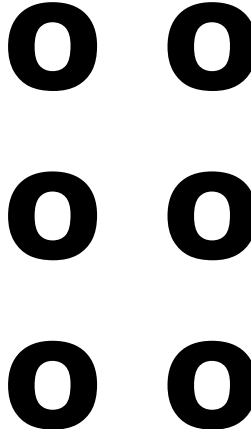
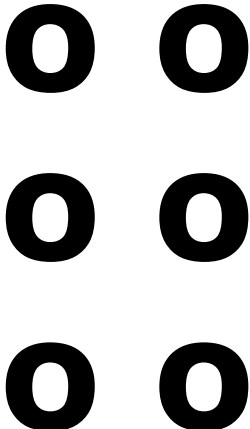

Directions: Color the dots needed in each cell to create the letter in the center.

<p>Cell 1</p> 	  	<p>Cell 4</p> 
<p>Cell 2</p> 		<p>Cell 5</p> 
<p>Cell 3</p> 		<p>Cell 6</p> 



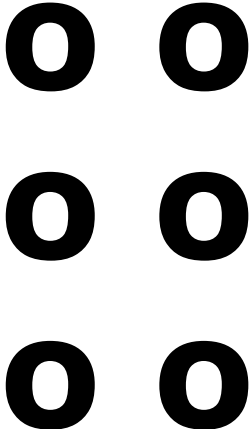



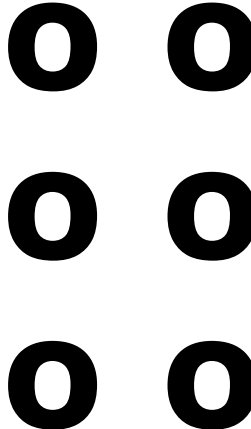
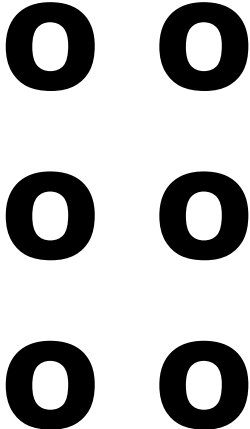
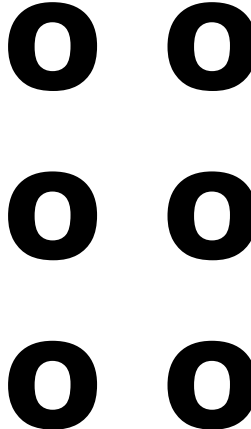
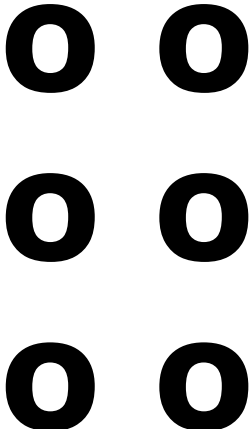

**NAME:** \_\_\_\_\_

Directions: Color the dots needed in each cell to create the letter in the center.

<p>Cell 1</p> 	   <p>X x</p> <p><small>©EnchantedLearning.com</small></p>	<p>Cell 4</p> 
<p>Cell 2</p> 		<p>Cell 5</p> 
<p>Cell 3</p> 		<p>Cell 6</p> 

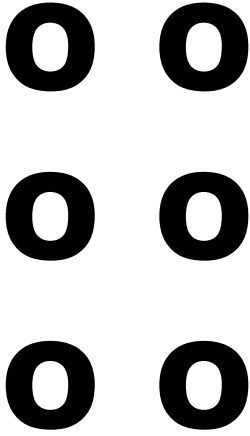




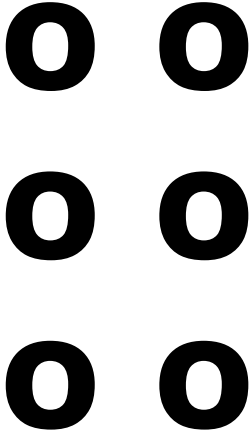


**NAME:** \_\_\_\_\_

Directions: Color the dots needed in each cell to create the letter in the center.

<p>Cell 1</p> 	  	<p>Cell 4</p> 
<p>Cell 2</p> 		<p>Cell 5</p> 
<p>Cell 3</p> 		<p>Cell 6</p> 

**NAME:** \_\_\_\_\_

Directions: Color the dots needed in each cell to create the letter in the center.

<p>Cell 1</p> 	  	<p>Cell 4</p> 
<p>Cell 2</p> 		<p>Cell 5</p> 
<p>Cell 3</p> 		<p>Cell 6</p> 